

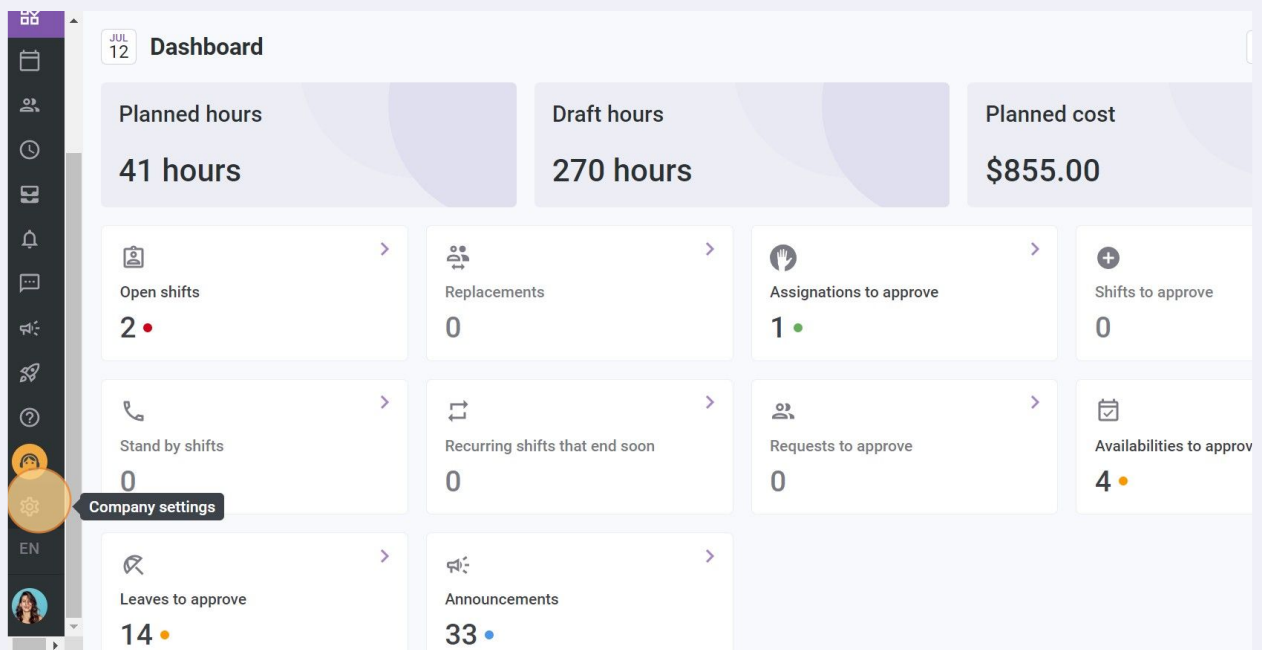
How to update a location timeclock radius?



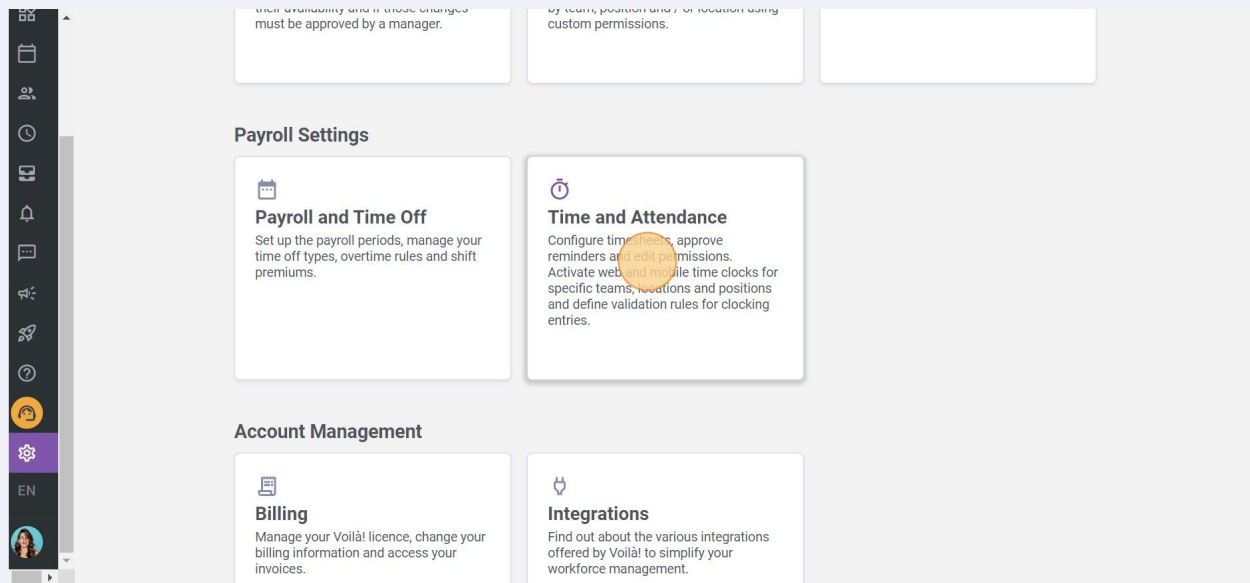
Learn how to update a location timeclock radius with Voilà!

1 Navigate to <https://console.voila.app/en/dashboard>

2 Click Company settings




3 Select Time and Attendance



with availability and if those changes must be approved by a manager.


by team, position and / or location using custom permissions.

Payroll Settings



Payroll and Time Off


Set up the payroll periods, manage your time off types, overtime rules and shift premiums.



Time and Attendance


Configure timesheets, approve reminders and edit permissions. Activate web and mobile time clocks for specific teams, locations and positions and define validation rules for clocking entries.

Account Management



Billing

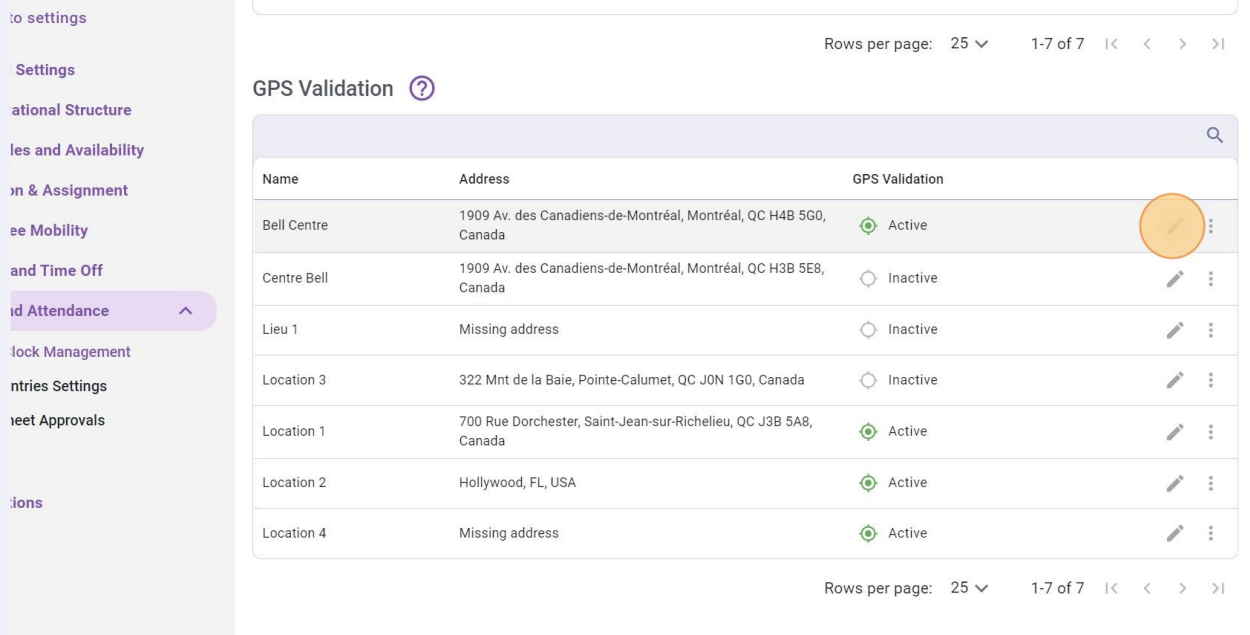
Manage your Voilà! licence, change your billing information and access your invoices.



Integrations

Find out about the various integrations offered by Voilà! to simplify your workforce management.

4 Click on the pencil at the end of the line



to settings

Settings

ational Structure

les and Availability

on & Assignment

ee Mobility

and Time Off

id Attendance

lock Management

ntries Settings

reet Approvals

ions

Rows per page: 25 1-7 of 7

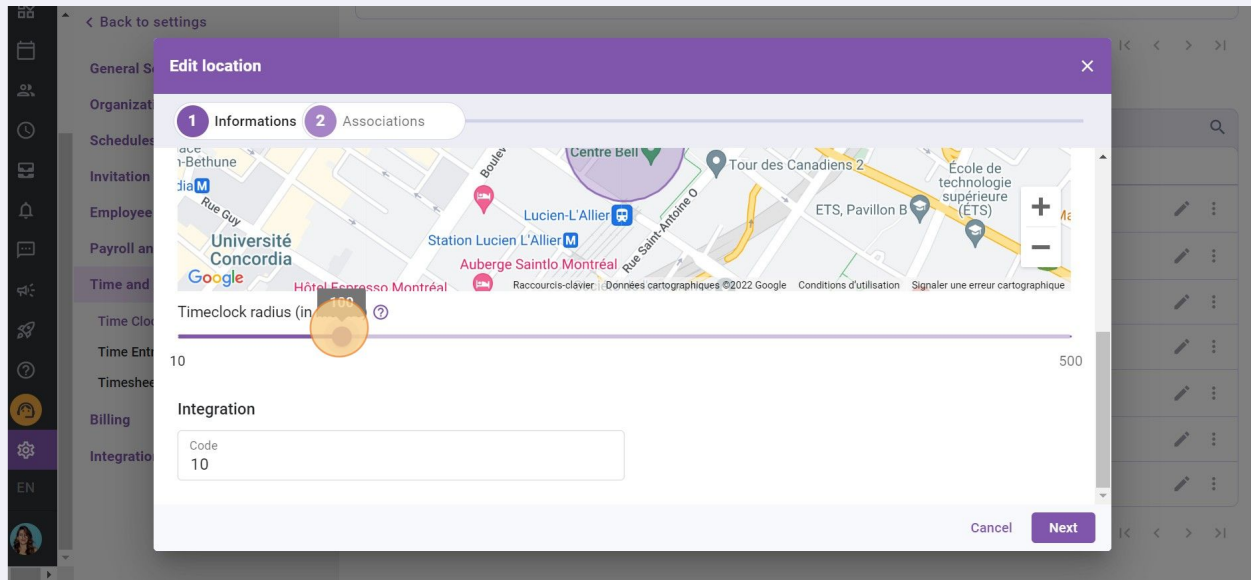
GPS Validation ?

Name	Address	GPS Validation
Bell Centre	1909 Av. des Canadiens-de-Montréal, Montréal, QC H4B 5G0, Canada	Active
Centre Bell	1909 Av. des Canadiens-de-Montréal, Montréal, QC H3B 5E8, Canada	Inactive
Lieu 1	Missing address	Inactive
Location 3	322 Mnt de la Baie, Pointe-Calumet, QC J0N 1G0, Canada	Inactive
Location 1	700 Rue Dorchester, Saint-Jean-sur-Richelieu, QC J3B 5A8, Canada	Active
Location 2	Hollywood, FL, USA	Active
Location 4	Missing address	Active

Rows per page: 25 1-7 of 7

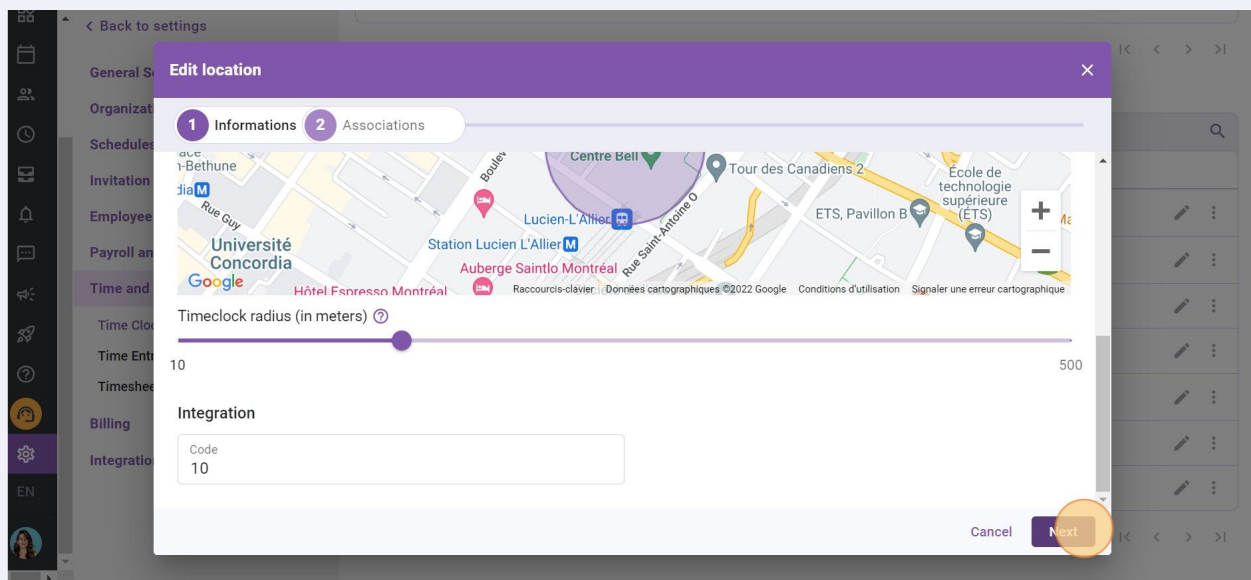
5

Ajust the Timeclock radius by moving the purple point on the line to the desired amount



6

Click Next



7

Click Save

